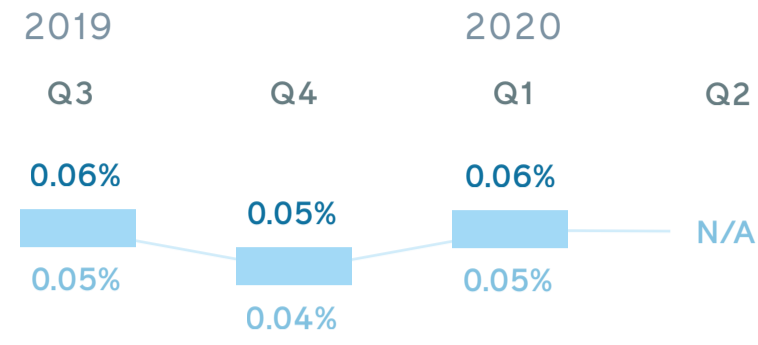


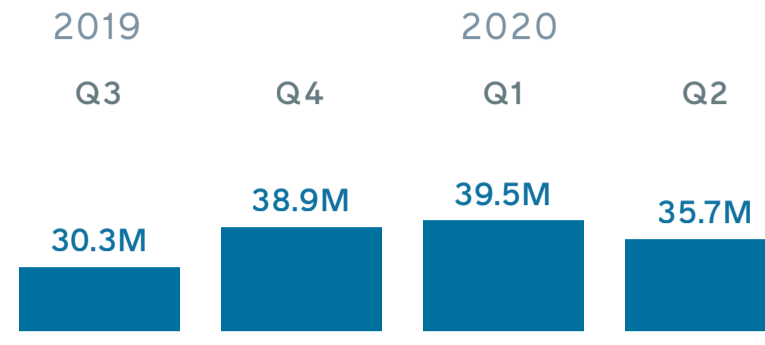


Community Standards Enforcement Report August 2020

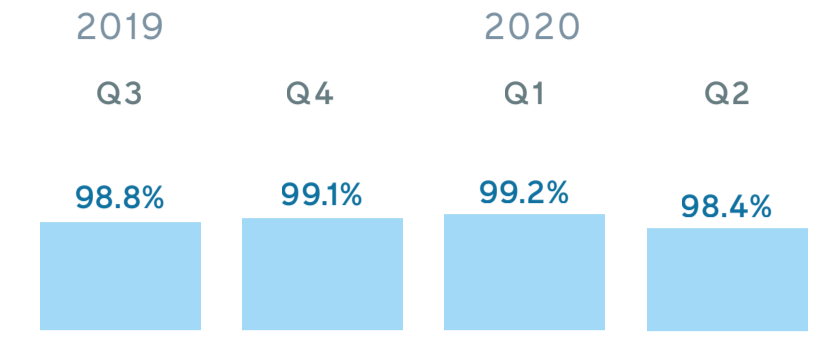
How prevalent were views of violations on Facebook?



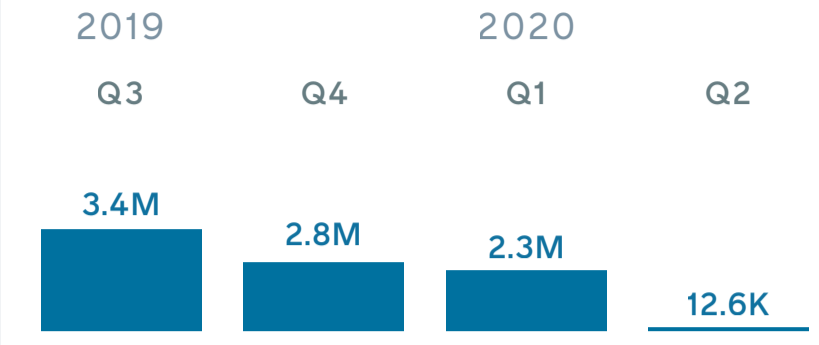
How much content did we take action on?



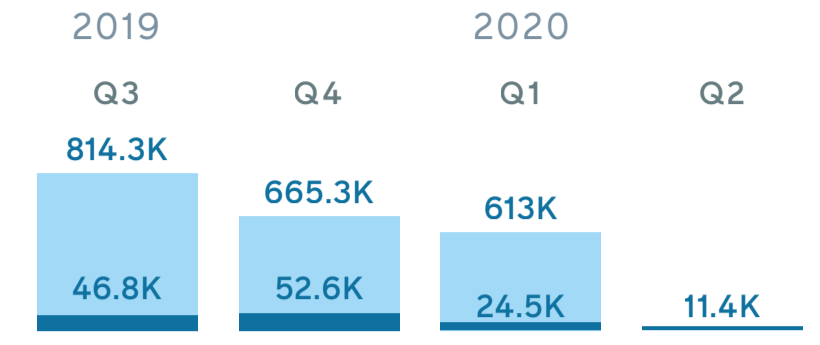
Of the violating content we actioned, how much did we find before users reported it?



How much of the content we actioned did people appeal?



How much actioned content was later restored?



Adult Nudity & Sexual Activity

Bullying & Harassment

Child Nudity & Sexual Exploitation

Dangerous Organizations: Organized Hate

Dangerous Organizations: Terrorism

Fake Accounts

Hate Speech

Spam

Regulated Goods: Drugs

Regulated Goods: Firearms

Suicide & Self-Injury

Violent & Graphic Content

We estimate that less than 0.05% of views were of content that violated our standards against Child Nudity & Sexual Exploitation

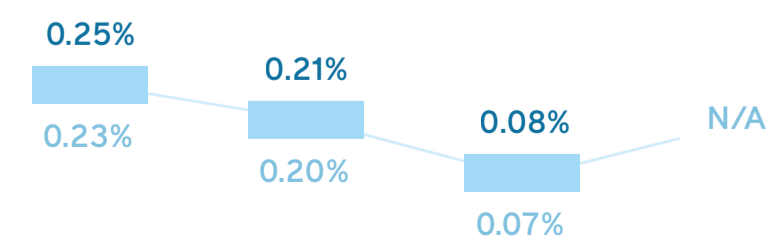
We estimate that less than 0.05% of views were of content that violated our standards against Terrorist Propaganda

We estimate that fake accounts represented approximately 5% of our worldwide monthly active users (MAU) on Facebook during Q2 2020

We estimate that less than 0.05% of views were of content that violated our standards against Drugs Sales

We estimate that less than 0.05% of views were of content that violated our standards against Firearms Sales

We estimate that less than 0.05% of views were of content that violated our standards against Suicide & Self-Injury





Community Standards Enforcement Report August 2020

How prevalent were views of violations on Instagram?

2019 2020

How much content did we take action on?

2019 2020  
Q3 Q4 Q1 Q2

Of the violating content we actioned, how much did we find before users reported it?

2019 2020  
Q3 Q4 Q1 Q2

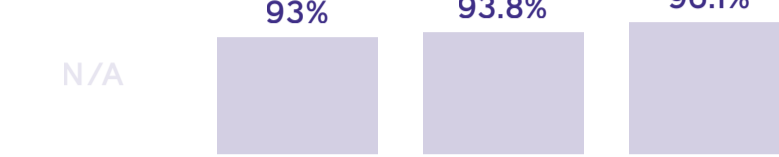
How much of the content we actioned did people appeal?

2020  
Q1 Q2

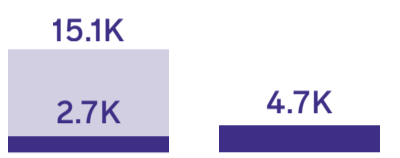

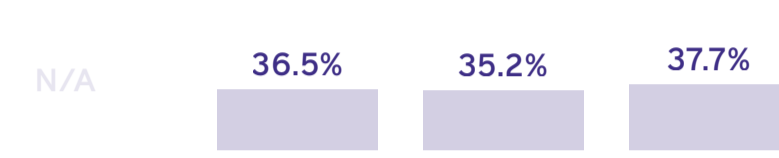
How much actioned content was later restored?

2020  
Q1 Q2

Adult Nudity & Sexual Activity

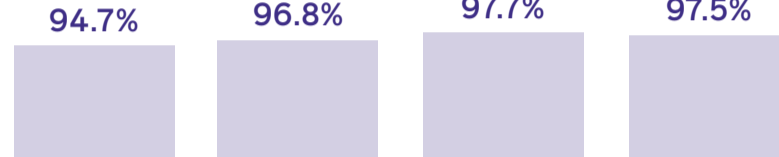



Bullying & Harassment

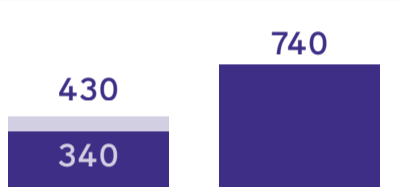

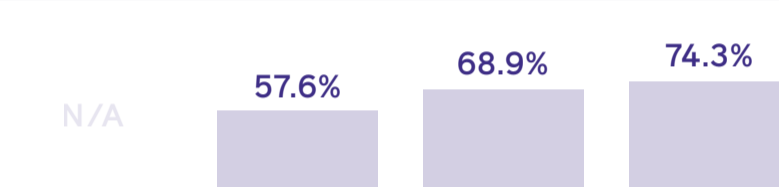
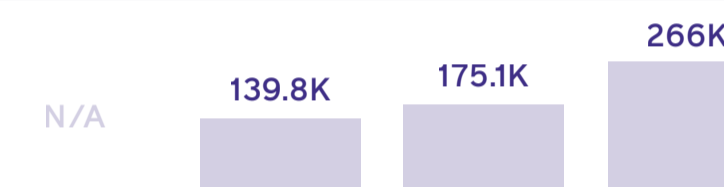


Child Nudity & Sexual Exploitation

We estimate that less than 0.05% of views were of content that violated our standards against Child Nudity & Sexual Exploitation

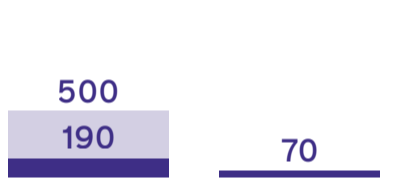
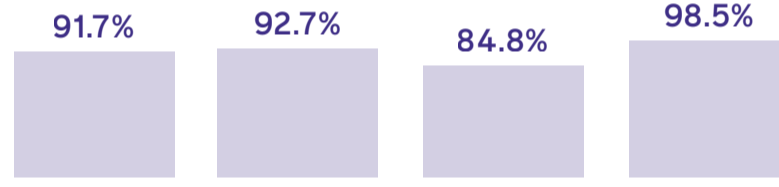
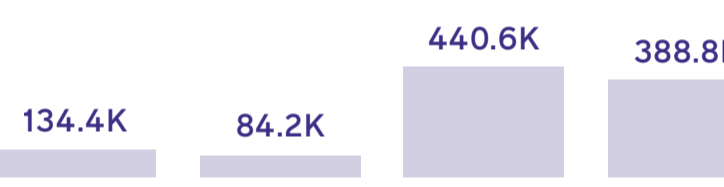


Dangerous Organizations: Organized Hate

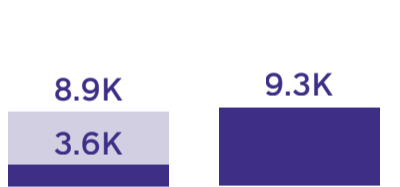
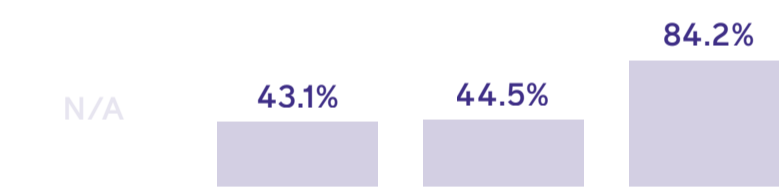
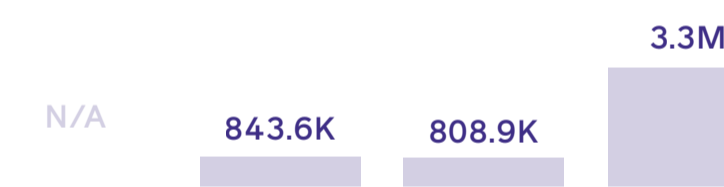


Dangerous Organizations: Terrorism

We estimate that less than 0.05% of views were of content that violated our standards against Terrorist Propaganda

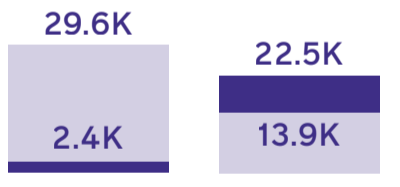

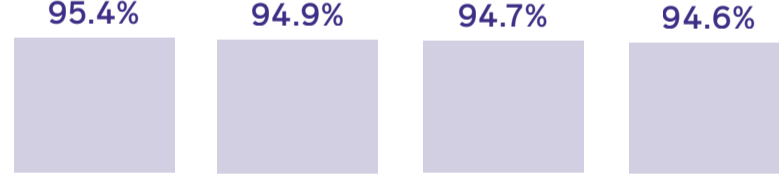



Hate Speech





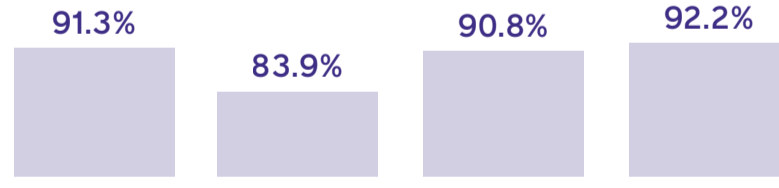
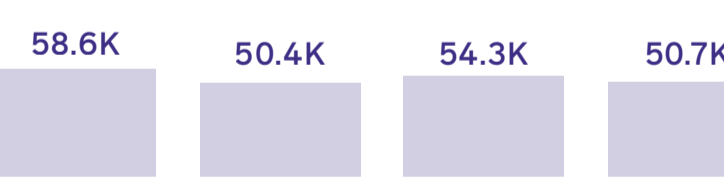
Regulated Goods: Drugs

We estimate that less than 0.05% of views were of content that violated our standards against Drugs Sales




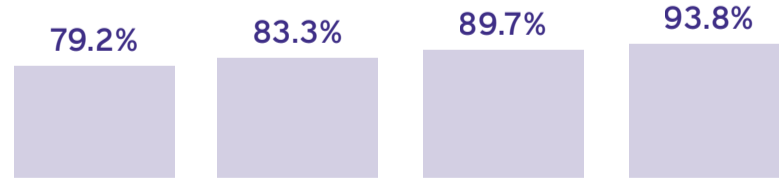
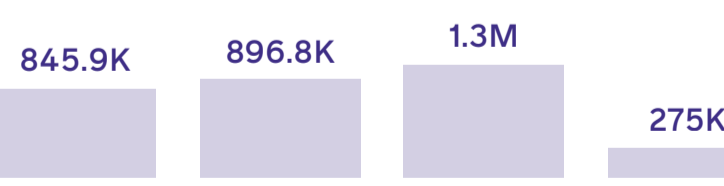
Regulated Goods: Firearms

We estimate that less than 0.05% of views were of content that violated our standards against Firearms Sales



Suicide & Self-Injury

We estimate that less than 0.05% of views were of content that violated our standards against Suicide & Self-Injury



Violent & Graphic Content

