



Community Standards Enforcement Report December 2020

Adult Nudity and Sexual Activity

Bullying and Harassment

Child Nudity and Sexual Exploitation

Dangerous Organizations: Organized Hate

Dangerous Organizations: Terrorism

Fake Accounts

Hate Speech

Spam

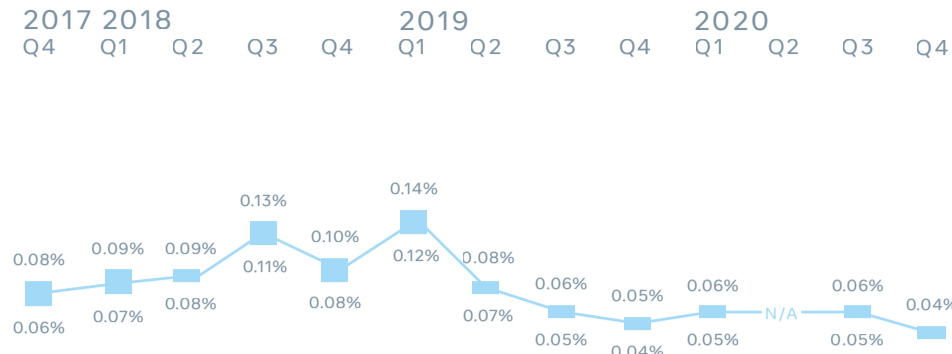
Regulated Goods: Drugs

Regulated Goods: Firearms

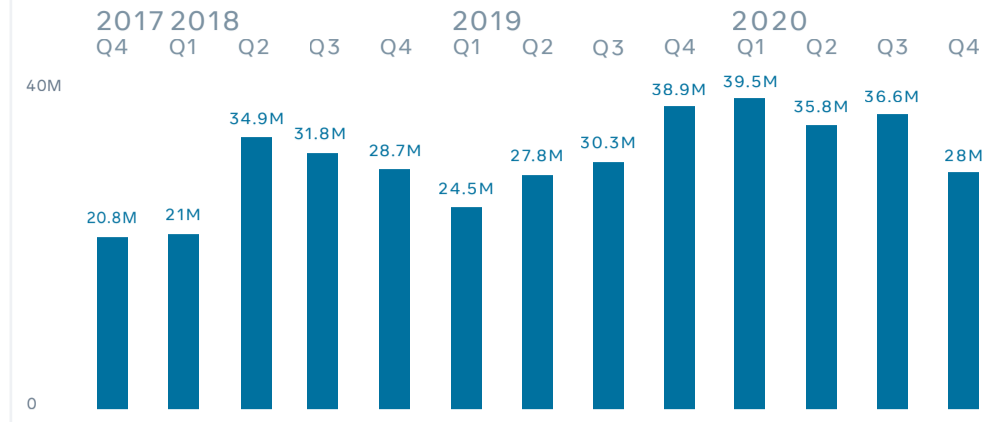
Suicide and Self-Injury

Violent and Graphic Content

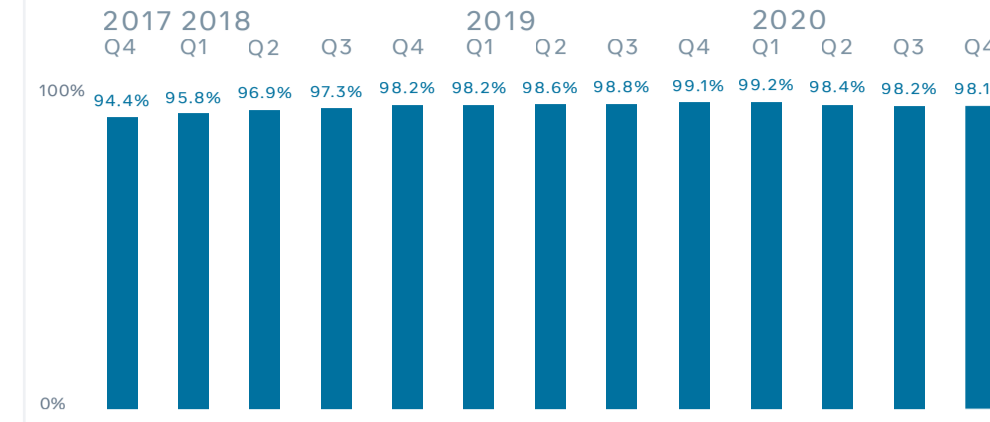
How prevalent were views of violations on Facebook?



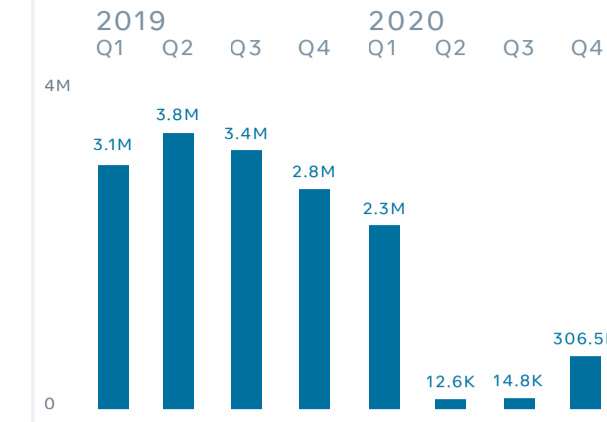
How much content did we take action on?



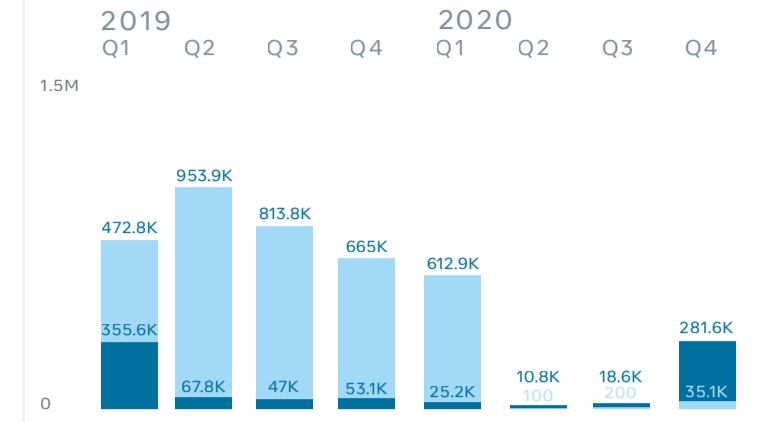
Of the violating content we actioned, how much did we find before users reported it?



How much of the content we actioned did people appeal?



How much actioned content was later restored?



We estimate that less than 0.05% of views were of content that violated our standards against Child Nudity and Sexual Exploitation.

We estimate that less than 0.07% of views were of content that violated our standards against Terrorism.

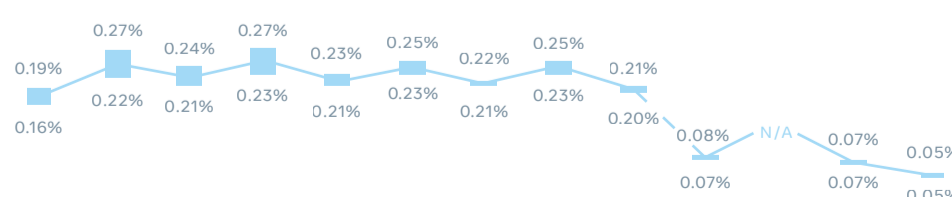
We estimate that fake accounts represented approximately 5% of our worldwide monthly active users on Facebook.

N/A

We estimate that less than 0.05% of views were of content that violated our standards against Drugs.

We estimate that less than 0.05% of views were of content that violated our standards against Firearms.

We estimate that less than 0.05% of views were of content that violated our standards against Suicide and Self-Injury.





Community Standards Enforcement Report December 2020

Adult Nudity and Sexual Activity

Bullying and Harassment

Child Nudity and Sexual Exploitation

Dangerous Organizations: Organized Hate

Dangerous Organizations: Terrorism

Hate Speech

Regulated Goods: Drugs

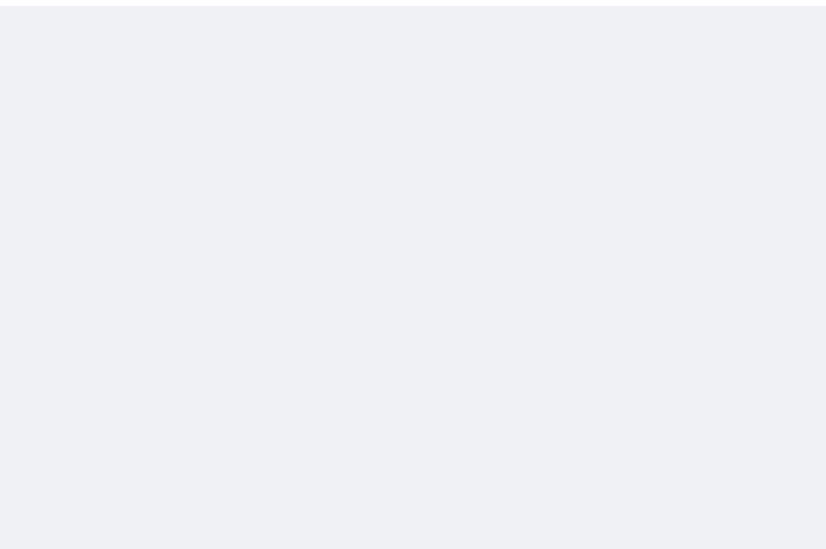
Regulated Goods: Firearms

Suicide and Self-Injury

Violent and Graphic Content

How prevalent were views of violations on Instagram?

2018 Q1 Q2 Q3 Q4 2019 Q1 Q2 Q3 Q4 2020 Q1 Q2 Q3 Q4

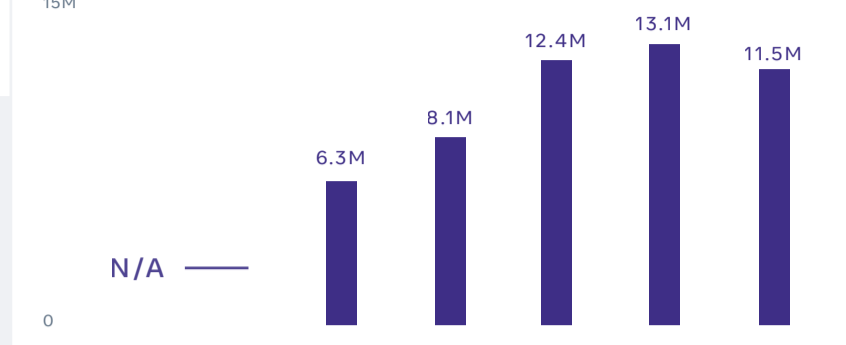


We estimate that less than 0.05% of views were of content that violated our standards against Child Nudity and Sexual Exploitation.

We estimate that less than 0.05% of views were of content that violated our standards against Terrorism.

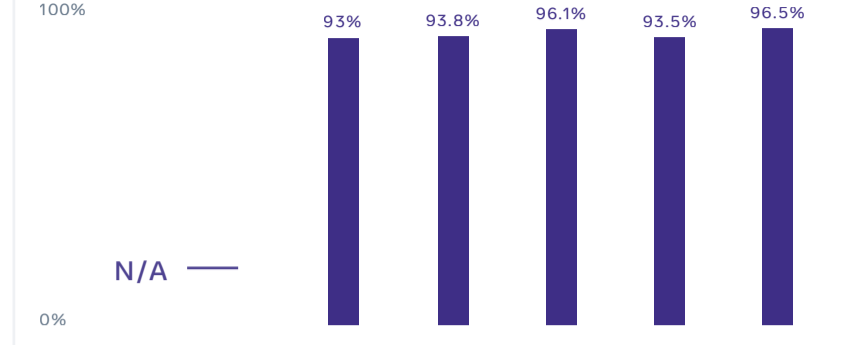
How much content did we take action on?

2019 Q2 Q3 Q4 2020 Q1 Q2 Q3 Q4



Of the violating content we actioned, how much did we find before users reported it?

2019 Q2 Q3 Q4 2020 Q1 Q2 Q3 Q4



How much of the content we actioned did people appeal?

2020 Q1 Q2 Q3 Q4



How much actioned content was later restored?

2020 Q1 Q2 Q3 Q4

